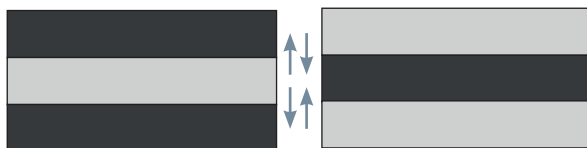


## Instructions:

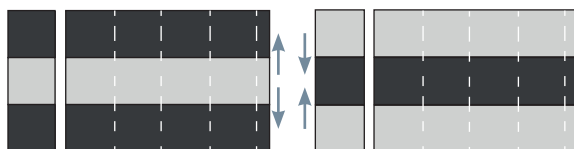
1. Pair up the forty jelly roll strips. Take one pair of strips and trim selvage. Cut each into three lengths of approximately 14in.




2. From your six lengths assemble two strip segments. Press seams to the darker fabric.



3. Cut each into five 2½in segments.



4. Assemble and sew the three nine-patch blocks as shown, pinning at every intersection to make sure that the seams are neatly aligned. Press. Put the spare unit to one side.



5. Repeat with the other sets of strips to make sixty nine-patch blocks.